

**NEPTUNE D6**

**22-28 Seats Bus**

**2012**



KINGSTAR VEHICLE CO., LTD.  
<http://www.kingstar.com.cn>  
E-mail: [info@kingstar.com.cn](mailto:info@kingstar.com.cn)



**6.6M DFA6660KC**



**7.4M DFA6740KC**

## Exterior



Two passenger doors (optional for 7.4M bus)



Roof rack & ladder (optional)

## Interior



With roof rail & luggage rack



With A/C



## Engine

### CUMMINS B Series Diesel Engine



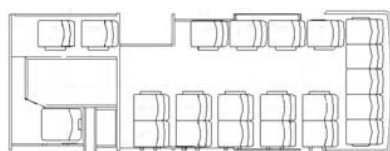
#### EQB125-20

**3900cc** diesel  
Intercooled turbo charged  
410N.m/1500rpm  
**125hp**/2800rpm  
Euro 2 emission

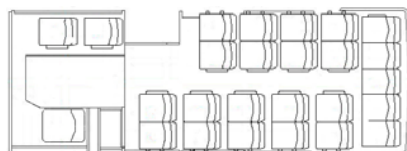
#### EQB140-20

**3900cc** diesel  
Intercooled turbo charged  
502N.m/1500rpm  
**140hp**/2700rpm  
Euro 2 emission

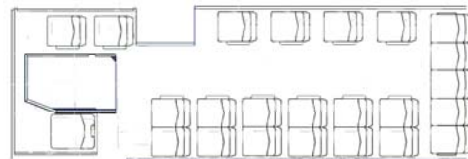
## Seat Arrangement



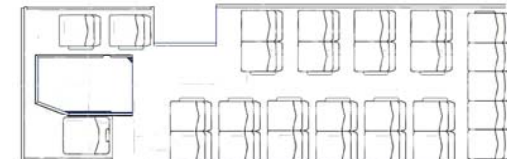
6.6M 22 Seats



6.6M 26 Seats



7.4M 24 Seats



7.4M 28 Seats

SPECIFICATIONS			
Model		DFA6660KC	DFA6740KC
DIMENSION & WEIGHTS			
Overall dimension	Length	6600	7350
	Width	2240	2260
	Height	2850	2800/ 3300 (with roof rack or with A/C)
Wheelbase (mm)		3300	3800
Tread (mm)	Front/ rear	1750/1586	1860/1612
Ground clearance	(mm)	170	200
Curb vehicle weight	(kg)	3710	4710
Gross vehicle weight	(kg)	5300	7350
Seating capacity	(persons)	22 - 26	24 - 28
Max. speed	(km/h)	85	85
ENGINE			
Model		EQB125-20, Dongfeng Cummins	EQB140-20, Dongfeng Cummins
Type		Compression-ignition, Turbo charge, hydrocooler, Direct Injection, 4 Cyliners, in line, Diesel engine	Compression-ignition, Turbo charge, hydrocooler, Direct Injection, 4 Cyliners, in line, Diesel engine
Bore & stroke	(mm)	102	102
Displacement	(cc)	3900	3900
Max. Power	(kW/rpm)	92/2800	103/2700
Max. Torque	(N.m/rpm)	410	502
Emission standard		Euro 2	Euro 2
Fuel tank capacity	(L)	90	135
DRIVE TRAIN			
Clutch		Single plate, dry, diaphragm spring	
Clutch disc diameter		(mm) Ø330 diaphragm spring	
Gearbox	Model	DF5S550	
	Type	5 gears manual mechanical remote	
	Ratio	flexible shaft operating	remote flexible shaft operating
		5.713/3.368/2.192/1.466/1/5.985	5.713/3.368/2.192/1.466/1/R5.98
Final reduction ratio		4.875	4.88
Max. Grade ability		(%)	30
CHASSIS			
Frame		straight frame	
Front axle	Type	Hunan Axle	Two ends boxing, I-section
	Loading capacity	2400	3000
Rear axle	Type	Hunan Axle	stamping and welding
	Loading capacity	4200	6000
Suspension		Front/ rear Leaf springs	
Steering		Power steering	
Brake	Service brake	Dual circuits air brake, air dryer,exhaust brake	
	Parking brake	Air brake	
	Assistant brake	Exhaust brake	
Electrical system	Battery	100A	
	Alternator	28V/70A	
Min. turning radius		(m) 6.25	7.25
Tires		7.00R16	8.25-16
Tires number		6+1	6+1

FEATURES		
	DFA6660KC	DFA6740KC
MP3 player	■	■
Cigar lighter & ash tray	■	■
Laminated glass for front windshield	■	■
Seat belt for all seats	□	□
RHD	□	□
Adjustable driver's seat with shock absorber	■	■
Upper fix lower sliding window	■	■
Bamboo flooring (12mm) + ordinary floor leather	■	■
Combination headlights	■	■
Front fog lamps	■	■
Driver fan	■	■
Driver sun visor	■	■
Electronic clock	■	■
Two ventilations	■	■
Side roof rails	■	■
Side luggage rack	-	■
Defrosting machine	■	■
Standards Luggage storage	■	■
ABS	□	□
A/C (14000W)	□	□
A/C (16000W)	-	□
Change luggage rack to be handrail	□	□
Pneumatic folding door	■	■
Automatic swing passenger door	□	□
Two passenger doors	□	□
8.25R16 tires	-	□
Window curtains	□	□
Hard Disk player with 17-inch LCD	□	□
Roof rack & ladder	-	□
QJ5S550 5 speed gearbox (ZF technology)	□	□

Note: ■ = Standard □ = Optional